

NetLinx® NX Integrated Controller

NX-2200 (FG2106-02)



Overview

The NX-2200 / NetLinx® NX Integrated Controller is a programmable network appliance specifically designed to control AV and building technology using multiple analog and digital formats. The NX-2200 provides a scalable platform for the future by combining high performance, backward compatibility and extensive network security features. The NX-2200 is ideal for control and automation of medium-sized rooms and multi-room applications, as it includes more ports and security capabilities than the NX-1200.

Common Applications

- The NX-2200 is a good fit for medium-sized conference rooms or classrooms, lecture halls, home theaters, hotel rooms and building environmental systems.
- With enhanced security features like Dual NIC, the NX-2200 provides secure control and monitoring for a medium-sized AV system, HVAC, lights, security, power management, and many similar specialized applications requiring economical control with limited physical ports.

Features

- **Dual NIC** –The LAN port is used to connect the master to an external network, and the ICSLAN ports connect to AMX or third-party A/V equipment isolated from the primary network, providing rock-solid security
- **IPv6 and wired 802.1x** – Supports modern networking standards for internet protocol IPv6 and port-based Network Access Control utilizing X.509 certificates for access to protected networks
- **High Performance Architecture, Flexible Programming Platform (RPM, NetLinx and Java)** – Easily scalable to support a wide range of applications for today and tomorrow
- **Full Line Compatible (Backwards and Cross-Compatibility)** – Standardized port numbers and new configuration import/export tools mean fewer coding changes
- **Enhanced Diagnostics On Serial and IR Ports** – Provides real time error feedback when Serial and IR ports are disconnected or improperly wired
- **File Import / Export From USB Drive** – Backup and restore configuration data, program files, and update firmware from a standard USB flash drive
- **Hardware / Software Built for 24/7/365 Operation** – Provides outstanding reliability and improved diagnostics
- **Ultra-Fast 1600 MIPS processor**
- **512 MB Onboard RAM**
- **1 M Non-Volatile Memory**
- **8 GB SDHC FLASH Memory**

- 1 RU
- 1 AXLink Interface
- 1 10/100 LAN Interface
- 4 Digital I/O Ports
- 1 RS232/422/485 Port
- 3 RS232-Only Ports
- 4 IR/Serial Output Ports
- 4 Relay Ports

Specifications

GENERAL	
Enclosure	Metal with black matte finish
Dimensions (HWD)	1 3/4" x 17" x 9 1/8" (44.86 mm x 431.80 mm x 231.65 mm)
Weight	6.08 lb. (2.758 Kg)
Certifications	FCC CFR Title 47 Part 15 CE EN 55022 CE EN 55024 CE EN 60950-1 IEC 60950-1 UL 60950-1 C-Tick CISPR 22 IC CISPR 22 VCCI CISPR 22 RoHS / WEEE Compliant
Included Accessories	<ul style="list-style-type: none"> • 2-pin 3.5 mm mini-Phoenix (female) PWR connector (41-0002-SA) • 4-pin 3.5 mm mini-Phoenix (female) AxLink connector (41-5047) • 10-pin 3.5mm mini-Phoenix female RS-232/422/485 connectors (41-5107) • (3) 5-pin 3.5mm mini-Phoenix female RS-232 connectors (41-0336) • 6-pin 3.5 mm mini-Phoenix female I/O connector (41-5063) • 8-pin 3.5 mm mini-Phoenix female Relay connector (41-5083) • (2) CC-NIRC IR Emitters • (2) Removable rack ears
Optional Accessories	<ul style="list-style-type: none"> • PSN6.5, 6.5 A Power Supply (FG423-41) • PSR4.4, 13.5 VDC, 4.4 A Power Supply with 3.5 mm Phoenix Connector with Retention Screws (FG423-46) • PSN4.4, 13.5 VDC, 4.4 A Power Supply with 3.5 mm Phoenix Connector (FG423-45) • CC-USB-NI, USB Programming Cable (FG10-2105) • CC-NIRC, IR Cables (FG10-000-11) • CC-NET, Cat5 Ethernet Cable (FG10-051-10) • CBL-ETH-FL, Ethernet Cat5e Flat Cable (FG10-2182-16) • EXB-IRS4, ICSLan IR/S Interface, 4 IR/S and 4 Inputs (FG2100-23) • EXB-COM2, ICSLan Serial Interface, 2 Ports (FG2100-22) • EXB-REL8, ICSLan Relay Interface, 8 Channels (FG2100-20) • EXB-I/O8, ICSLan Input/Output Interface, 8 Channels (FG2100-21)

	•EXB-MP1, ICSLan Multi-Port, 1 COM, 1 IR/S, 2 I/O, 1 IR RX (FG2100-26)
--	--

ACTIVE POWER REQUIREMENTS	
Voltage, DC (typical)	12 VDC
DC Current Draw	250 mA @ 12 VDC
Voltage DC Range	9 - 18 VDC
Power Connector	3.5mm Phoenix with retaining screws

POWER CONSUMPTION	
Active Power Consumption	4.2 W

ENVIRONMENTAL	
Temperature (Operating)	32° F to 122° F (0° C to 50° C)
Temperature (Storage)	14° F to 140° F (-10° C to 60° C)
Humidity (Operating)	5% to 85% RH
Heat Dissipation (Typical)	14.3 BTU/hr

ONBOARD MASTER	
Processor	1600 MIPS
Program Port	(1) USB Standard B
Configuration Dip Switch	4-position
Status Indicator	Status LED (green) blinks to indicate that the system is programmed and communicating properly
Input Indicator	Input LED (yellow) blinks to indicate that the Controller is receiving data
Output Indicator	Output LED (red) blinks to indicate that the Controller is transmitting data
ID Pushbutton	Black ID pushbutton for setting IP mode and reverting to default configuration and firmware
USB Host Port	(2) USB Standard A, one on front and one on back, USB Host port supports Solid State drive for upgrading firmware, loading code files, copying configuration data and remote storage


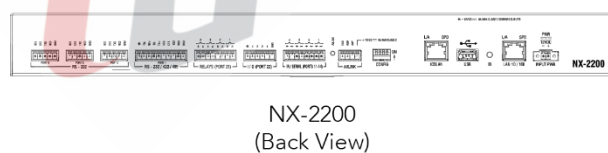

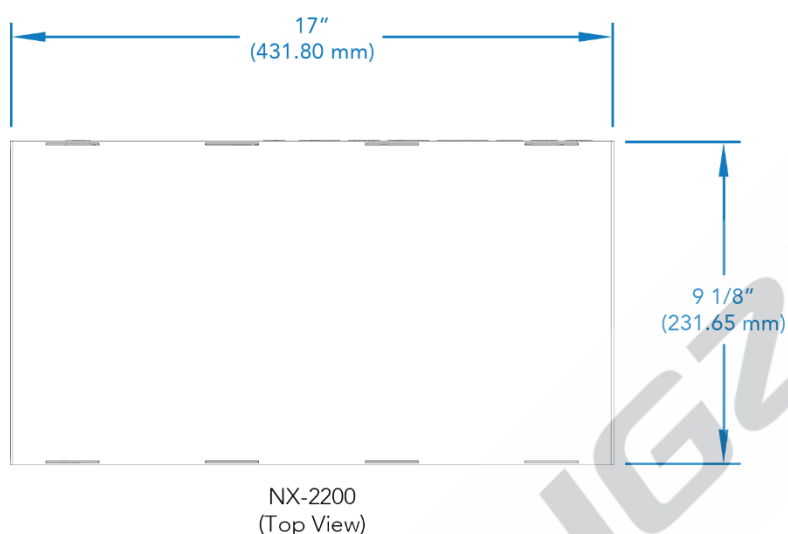
MEMORY	
NVRAM	1 MB
Memory Card	8 GB SD
DDRAM	512 MB
Note	Supports external USB Solid State Drives

ETHERNET	
Connection	(1) RJ-45
Description	10/100 Port RJ-45 connector provides TCP/IP communication. Auto MDI/MDI-X enabled. Supports IPv4 and IPv6 networks. Supports HTTP, HTTPS, Telnet, FTP
Link/Act Indicator	Link/Activity LED (green) blinks when receiving Ethernet data packets, one on Ethernet RJ-45 connector and one on the front panel
Speed Indicator	Speed LED (yellow) lights On when the connection speed is 100 Mbps Ethernet connection and turns OFF when the speed is 10 Mbps

ICSLan	
ICSLan Connection	(1) RJ-45, 10/100 Port RJ-45 connector. Auto MDI/MDI-X enabled. Supports IPv4 and IPv6 networks. Supports HTTP, HTTPS, Telnet, FTP
ICSLan Link/Active Indicator	ICSLan LED (green) blinks when receiving Ethernet data packets, one on Ethernet RJ-45 connector and one on the front panel
ICSLan Speed Indicator	Speed LED (yellow) lights On when the connection speed is 100 Mbps Ethernet connection and turns OFF when the speed is 10 Mbps

CONTROL PORTS & INDICATORS	
AxLink Port	(1) 4-position 3.5mm Screw Terminal, provides data and power to external AxLink control devices
AxLink Indicator	(1) AxLink LED (green) indicates the state of the AxLink port
RS-232/422/485 Port	(1) 10-position 3.5mm Screw Terminal NetLinx Port 1 XON/XOFF (transmit on / transmit off) CTS/RTS (clear to send/ready to send) 300 - 115,200 baud
RS-232 Port	(3) 5-position 3.5mm Screw Terminal NetLinx Port 2-4 XON/XOFF (transmit on / transmit off) CTS/RTS (clear to send/ready to send) 300 - 115,200 baud
Serial Indicator	(4) sets of LEDs (red/yellow) indicate when serial Ports 1-4 are transmitting and receiving data
IR/Serial	(4) 2-position 3.5mm Screw Terminal 4 IR Transmit / 1-way Serial ports NetLinx Ports 11-14 Support high-frequency carriers up to 1.142 MHz 4 IR/Serial data signals can be generated simultaneously
IR/Serial Indicators	(2) LEDs (red) indicate when each of the IR/Serial ports (11-14) are transmitting control data
I/O Channels	(4) One 6-position 3.5mm Screw Terminal 4-channel binary I/O port for contact closure with each input being capable of voltage sensing NetLinx Port 22 Channels 1-4
I/O Indicator	(4) LEDs (yellow) indicate each of the I/O channels (1-4) are active
Relays	(4) One 8-position 3.5 mm Screw Terminal, (4) single-pole, single-throw relays NetLinx Port 21 Channels 1-4 Each relay can switch up to 24 VDC or 28 VAC @ 1 A Each relay is independently controlled
Relay Indicators	(4) LEDs (red) indicate when each of the relay channels (1-4) are active (closed)

For a more detailed pictorial drawing please visit: <http://www.amx.com/products/NX-2200.asp>



About AMX by HARMAN

Founded in 1982 and acquired by HARMAN in 2014, AMX® is dedicated to providing AV solutions for an IT World. AMX solves the complexity of managing technology with reliable, consistent and scalable systems comprising control, video switching and distribution, digital signage and technology management. AMX systems are deployed worldwide in conference rooms, classrooms, network operation/command centers, homes, hotels, entertainment venues and broadcast facilities, among others. AMX is part of the HARMAN Professional Group, the only total audio, video, lighting, and control vendor in the professional AV market. HARMAN designs, manufactures and markets premier audio, video, infotainment and integrated control solutions for the automotive, consumer and professional markets. Revised 11.12.14. ©2014 Harman. All rights reserved. Specifications subject to change.

www.amx.com | +1.469.624.7400 | 800.222.0193